



TOSHKENT
REPUBLICAN STOCK EXCHANGE

EXCHANGE REVIEW

AUGUST/2024

+998(71)267-0842

WWW.UZSE.UZ

**100170, UZBEKISTAN, TASHKENT,
MUSTAKILLIK AVENUE, 107**

Content

EXCHANGE TRADES	3
Overview of exchange trading	4
Overview of trading platforms	5
Bond Market	6
Repo Market "UZSE Repo"	7
Top 10 "Main Board" Stocks	7
Industry structure.....	9
Market capitalization of issuers of shares	10
Exchange quotation list	11
Overview of changes in market prices	12
NON-LISTED TRADING PLATFORM	13
Overview of trading on OTC	14
Overview of OTC market.....	15
Stock Market "FoP Board"	16
Top 5 "Main Board" shares on OTC	16



TOSHKENT
REPUBLICAN STOCK EXCHANGE

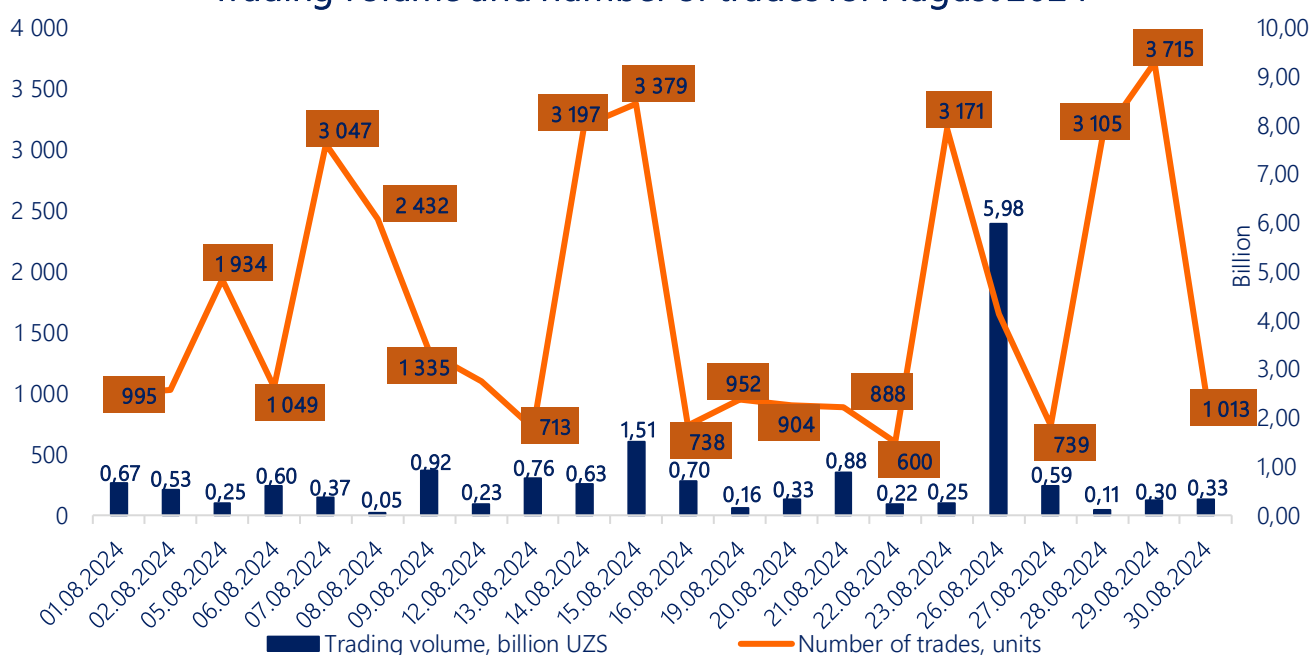
EXCHANGE TRADES

AUGUST

Overview of exchange trading

In August 2024, 37 687 trades were concluded with securities of 59 issuers listed on the exchange quotation list of the RSE "Toshkent" for a total amount of 16,38 billion UZS. The objects of the transactions were 744,36 million securities.

Trading volume and number of trades for August 2024



On a daily basis, the largest number of trades was concluded on August 29 – 3 715 units; the smallest – on August 22 – 600 units. The largest volume of transactions was recorded on August 26, when the volume of transactions during the day amounted to more than 5,98 billion UZS.

The average daily number of trades in August was 1 713 trades; the average daily volume of transactions was 744,39 million UZS. The average daily volume of trades on the "Main Board" platform of the "Stock Market" was 305,77 million UZS.

In the reporting month, 23 trades worth 7,16 billion UZS were concluded on the "Nego Board" platform of the "Stock Market". Also in August, 2 trades worth 210,11 thousand UZS were conducted on the "Repo Nego Board" platform of the "Repo Market".

On the "Main Board" platform of the "Bond Market", 327 trades were concluded for a total of 2,49 billion UZS.

Overview of trading platforms

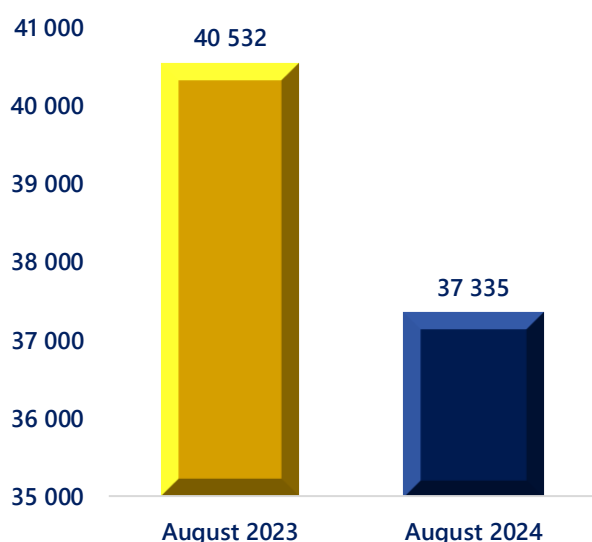
On the Stock Market in section G1- "Main Board", 37 335 transactions with shares of 55 issuers were recorded for a total amount of 6,73 billion UZS.

Market	Trading platform	Number of trades	Quantity of securities	Volume of trades
UZSE STOCK	Main Board	37 335	596 153 650	6 726 911 006,76
	Nego Board	23	148 187 192	7 157 712 985,22
UZSE REPO	Repo Nego Board	2	40	210 105,12
UZSE BOND	Main Board	327	16 354	2 491 846 088,08
Overall		37 687	744 357 236	16 376 680 185,18

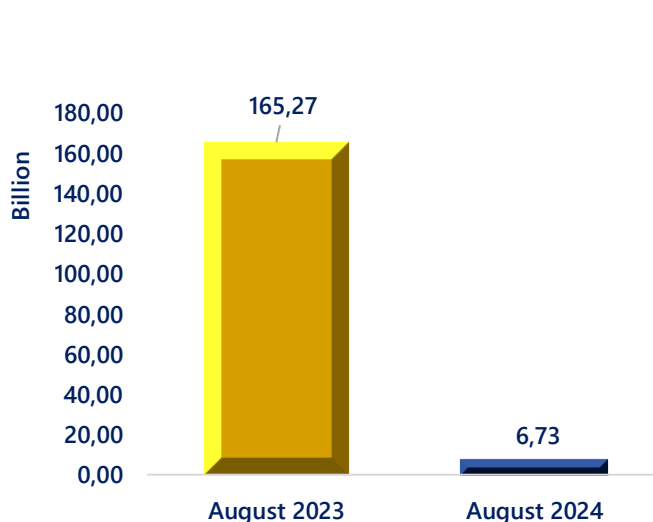
On the Stock Market in section G1- "Main Board" the largest volume of trades was concluded with 650 units of common shares of JSC "O'zRTXB" /URTS/ worth 2,28 billion UZS. The price ranged from 14 300,00 to 16 949,00 UZS with a nominal value of 630,00 UZS.

In section T1 - "Nego Board" 23 trades with 4 issuers in the amount of 7,16 billion UZS were recorded. The largest volume of transactions concluded in this section falls on securities of JSC "OCTOBANK" /OCBK/ in the amount of 5,00 billion UZS.

Number of trades on the stock market by Main Board, units



Trading volume on the stock market by Main Board, billion UZS



Bond Market

At the end of the reporting period, 327 trades were concluded on the “Bond Market” section for a total of 2,49 billion UZS with 4 instruments:

- BFMT3V2 (LLC «Biznes finans mikromoliya tashkiloti») – 274 trades worth 1,55 billion UZS;
- IFMT4 (JSC «Imkon finans mikromoliya tashkiloti») – 45 trades worth 930,99 million UZS;
- IFMT3 (JSC«Imkon finans mikromoliya tashkiloti») – 7 trades totaling 7,82 million trades;
- BFMT3 (LLC «Biznes finans mikromoliya tashkiloti») – 1 trade for the amount of 970,00 thousand UZS;

Currently, the exchange quotation list of the RSE “Tashkent” includes 10 instruments of debt securities of 7 issuers:

№	Issuer	Ticker	Issue date and maturity date	Coupon rate	The nominal price of one bond (UZS)	Number of bonds issued
1	JSCB “Asia Alliance Bank”	AABK1	15.07.2019-15.07.2026	Central Bank refinancing +4%	1 000 000,00	45 175
2	JSCB “Kapitalbank”	KPB4	13.05.2020-21.05.2027	Central Bank refinancing +5%	1 000 000,00	50 000
3	LLC “Biznes finans mikromoliya tashkiloti”	BFMT3	16.09.2022-30.08.2025	27,00%	1 000 000,00	6 565
		BFMT3V2	09.10.2023-13.09.2026	27,00%	100 000,00	200 000
4	JSC “Imkon finans mikromoliya tashkiloti”	IFMT3	10.04.2023-25.03.2026	28,00%	1 000 000,00	6 000
		IFMT4	24.04.2024-09.04.2027	28,00%	1 000 000,00	10 000
5	LLC “Hamkor invest lizing”	HKIL3	25.04.2023-06.05.2026	18,00%	1 000 000,00	17 500
6	JSCB “Hamkorbank”	HMBK1	30.04.2024-30.04.2025	22,00%	1 000 000,00	50 000
7	JSC “O‘zbekiston ipotekani qayta moliyalashtirish kompaniyasi”	IQMK	20.12.2023-17.10.2026	19,00%	1 000 000,00	140 000
		IQMK3V2	17.07.2024-08.07.2024	19,00%	1 000 000,00	150 000

Repo Market "UZSE Repo"

In August 2024, 15-day repo trades were carried out with securities of two companies - JSC "O'zRTXB" /URTS/ and JSC "O'zmetkombinat" /UZMK/.

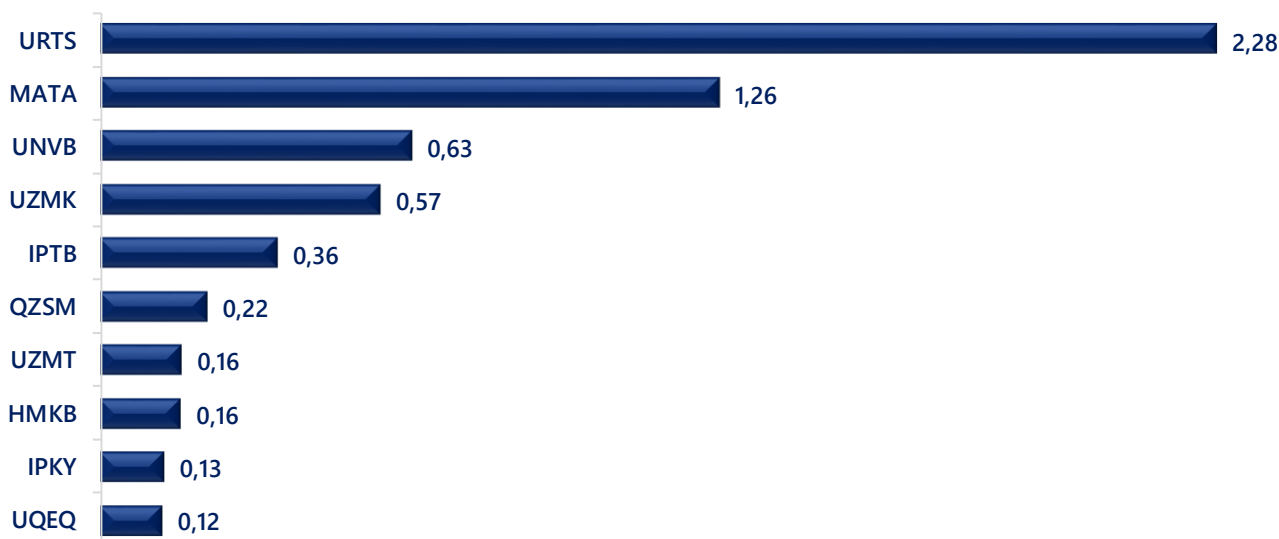
On August 20 with 10 common shares of the issuer JSC "O'zRTXB" /URTS/ transaction was concluded worth 126 566,66 UZS. On August 22, the REPO transaction was carried out for a total amount of 83 538,46 UZS with 30 common shares of JSC "O'ZMETKOMBINATI" /UZMK/. The reverse transaction on them is scheduled for 04.09.2024 and 06.09.2024, respectively.

Nº	Issuer	Ticker	Trade date	Quantity of securities	Volume of trades, UZS
1	JSC "O'zRTXB"	URTS	20.08.2024	10	126 566,66
2	JSC "O'ZMETKOMBINATI"	UZMK	22.08.2024	30	83 538,46

Top 10 "Main Board" Stocks


Top 10 stocks by number and volume of trades concluded in August on the "Stock Market" in section G1- "Main Board".

Top 10 stocks by transaction volume, billion UZS



During the August the largest volume of transactions was recorded with common shares of JSC “O‘zRTXB” /URTS/ – 2,28 billion UZS. This is followed by JSC “MATBUOT TARQATUVCHI” /MATA/ and JSCB “Universal bank” /UNVB/, with whose common shares were concluded trades in the amount of 1,26 billion and 634,51 million UZS, respectively. The Top 10 is closed by common shares of JSCB “Ipak Yo‘li” /IPKY/ - 128,02 million UZS and JSC “O‘ZQEQQ” /UQEQQ/ - 124,10 million UZS.

Top 10 stocks by number of transactions, units

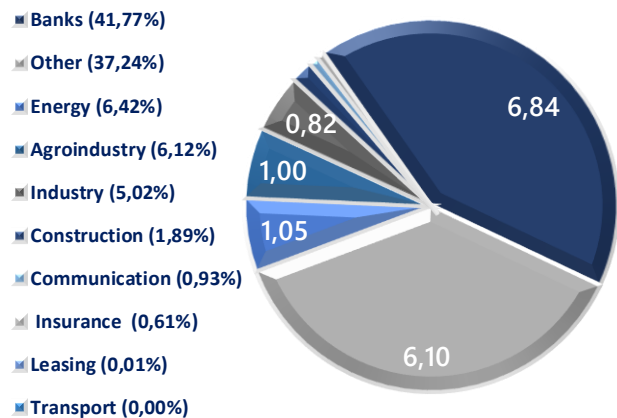


The largest number of trades were concluded with ordinary shares of JSCMB “IPOTEKA-BANK” /IPTB/, amounting to 20 554 units. The second place in the Top 10 is occupied by shares of JSC “Kvarts” /KVTS/ with 1 301 trades. Next come JSC “Qizilqumsement” /QZSM/ and JSICB “Ipak Yo‘li” /IPKY/ with 1 140 and 1 104 trades, respectively. The Top 10 is closed by preferred shares of JSCMB “IPOTEKA-BANK” /IPTBP/ and ordinary shares of JSC “Chilonzor buyum savdo kompleksi” /CBSK/, with which 756 and 746 trades were recorded, respectively.

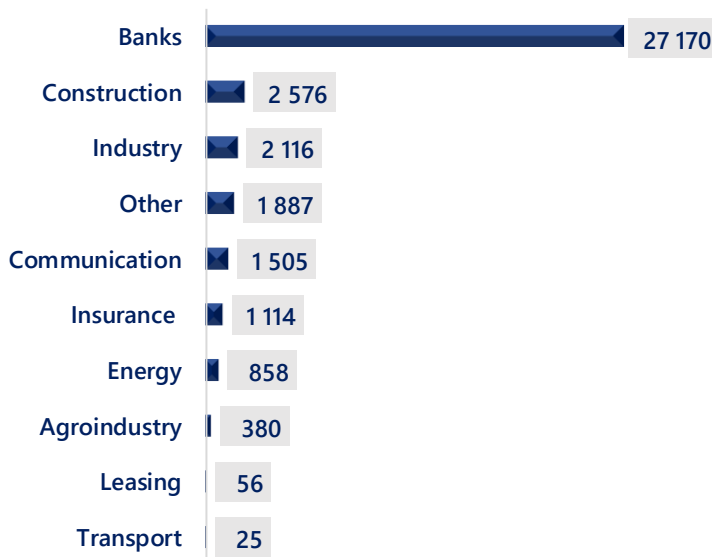
Industry structure

The leaders in terms of transaction volume by industry were securities related to the “Banks” sector and securities of “Others” industry. The volume of transactions with securities of companies in the “Banks” sector amounted to 6,84 billion UZS, which is 41,77% of the total exchange turnover. The total volume of transactions with securities of issuers of “Others” industry amounted to 6,10 billion UZS, with securities of companies from the “Energy” sector – 1,05 billion UZS. The smallest volume was recorded with securities of issuers related to the “Transport” industry, amounting to 79,55 thousand UZS or 0,0005% of the total exchange turnover.

The volume of trades in August 2024 by industry, billion UZS



Number of trades in August 2024 by industry, units

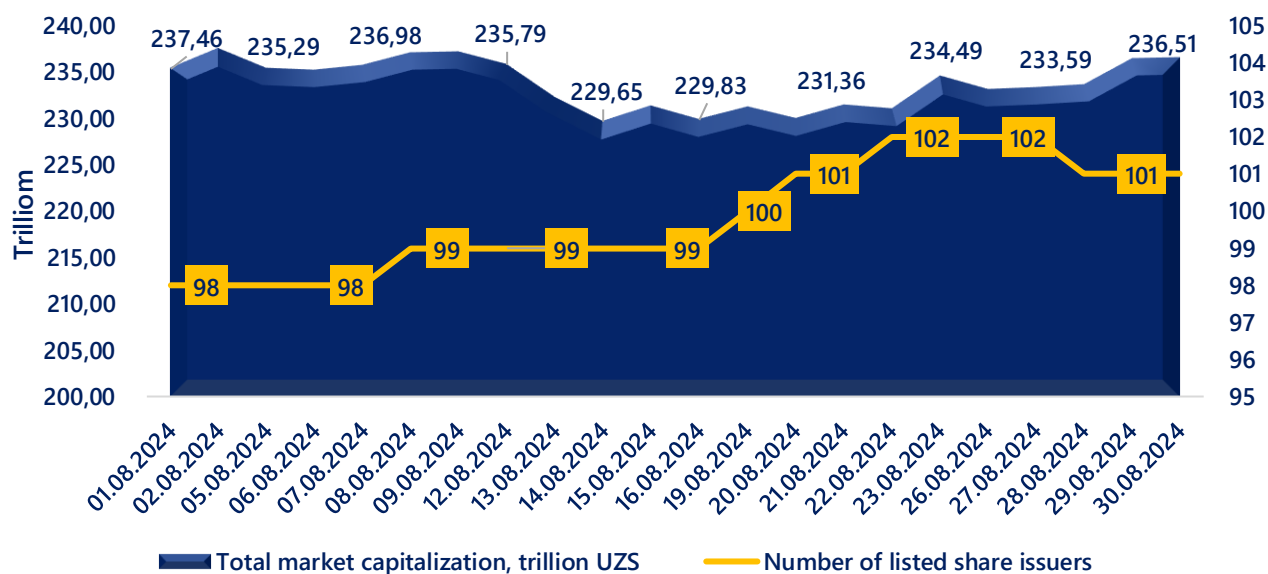


The number of trades with securities of issuers in the “Banks” sector – 27 170 trades. 2 576 trades were concluded with securities of issuers in the “Construction” sector, and 2 116 trades were concluded with securities of issuers in the “Industry” sector. The smallest number of trades was recorded with securities of issuers related to the “Leasing” sector – 56 units and “Transport” – 25 units.

Market capitalization of issuers of shares

During the reporting period, the total market capitalization of issuers of shares included in the stock exchange quotation list fluctuated from 229,65 trillion UZS to 237,46 trillion UZS.

Total market capitalization of issuers included in the exchange quotation list for August 2024, trillion UZS



The highest market capitalization was recorded on August 2 – 237,46 trillion UZS. The lowest market capitalization was recorded on August 14, when the total capitalization of issuers was at the level of 229,65 trillion UZS. It is worth noting that throughout the entire period, the total market capitalization of issuers demonstrated sustainable stability with minor fluctuations.

As of 30.08.2024, the total market capitalization of issuers included in the exchange quotation list amounted to 236,51 trillion UZS. Compared to the beginning of the month, the indicator slightly increased by 0,49%. The number of issuers at the end of the period amounted to 101 units.

Exchange quotation list

As of August 1, 2024, there were 155 instruments of 102 issuers on the exchange quotation list.

This month, the delisting procedure was not carried out in the exchange quotation list of the RSE "Toshkent".

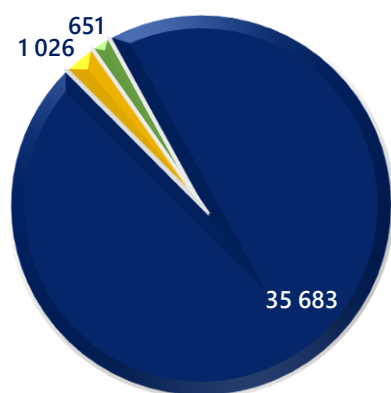
During the reporting period, 5 instruments of 3 issuers were included in the exchange quotation list:

№	Issuer	Security code	Type of security	Ticker	Listing Date
1	JSC "O'zbekiston ipotekani qayta moliyalashtirish kompaniyasi"	UZ7056880014	Common shares	IQMK	08.08.2024
		UZ6056887AA1	Bonds	IQMK3	08.08.2024
		UZ6056887AB9	Bonds	IQMK3V2	08.08.2024
2	JSC "93-MAXSUS TREST"	UZ7012480008	Common shares	MXUS	19.08.2024
3	JSC "TASHGIPIROGOR"	UZ7036730008	Common shares	TGPG	22.08.2024

As a result, as of August 30, 2024, there are 160 instruments of 105 issuers on the exchange quotation list, of which: 101 are issuers of shares, of which 3 are also issuers of bonds; 4 issuers - only bonds.

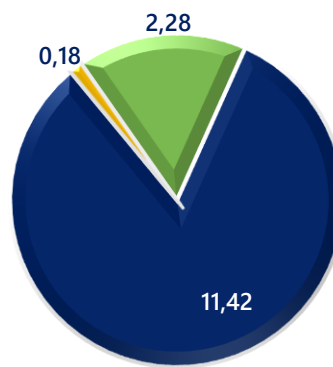
Information on exchange trades by category on the Stock Market

The number of deals, units



■ Premium ■ Standard ■ Transit

The volume of trades, bln UZS



■ Premium ■ Standard ■ Transit

Overview of changes in market prices

Change in prices* of the most liquid securities** for August 2024

Nº	Issuer name Ticker	Closing price on 01.08.2024	Closing price on 30.08.2024	Price change	Closing price dynamics
1	JSC "Qizilqumsement" QZSM	1 646,70	1 999,00	21,39%	
2	JSCB "Hamkorbank" HMKBP	21,07	22,26	5,65%	
3	JSICB "Ipak Yo'li" IPKY	191,00	200,03	4,73%	
4	JSCB "Hamkorbank" HMKB	25,00	25,49	1,96%	
5	JSC "Chilonzor buyum savdo kompleksi" CBSK	1,69	1,71	1,18%	
6	JSC "Kvarts" KVTS	929,90	940,00	1,09%	
7	JSC "O'zmetkombinat" UZMK	4 049,00	4 000,00	-1,21%	
8	JSCMB "Ipoteka-bank" IPTBP	3,69	3,50	-5,15%	
9	JSC "O'zbektelekom" UZTL	4 869,00	4 500,00	-7,58%	
10	JSCMB "Ipoteka-bank" IPTB	1,16	1,05	-9,48%	

*The closing prices of the first trade and the closing prices of the last trade of the reporting month are compared.

**The top 10 shares by number of trade are taken as the most liquid securities (p. 8)

Comparing the closing prices of shares at the beginning of August this year with the closing prices on August 30, among the most traded shares, the prices of shares of five issuers increased in the range from ▲1,09% to ▲21,39%. A significant increase in prices was shown by ordinary shares of JSC "Qizilqumsement" /QZSM/ at ▲21,39%. Also, the closing prices of preferred and ordinary shares of JSCB "Hamkorbank" /HMKBP/ and /HMKB/ increased by ▲5,65% and ▲1,96%, respectively. Consequently, the prices of ordinary shares of JSICB "Ipak Yo'li" /IPKY/, JSC "Chilonzor buyum savdo kompleksi" /CBSK/ and JSC "Kvarts" /KVTS/ increased by ▲4,73%, ▲1,18% and ▲1,09%, respectively.

In the current month, a slight decline in the price of common shares of JSC "O'zmetkombinat" /UZMK/ and JSC "O'zbektelekom" /UZTL/ was shown in the range of ▼1,21% and ▼7,58%, also preferred and common shares of JSCMB "Ipoteka-bank" /IPTBP/ and /IPTB/ fell in price by ▼5,15%, ▼9,48%, respectively.



TOSHKENT
REPUBLICAN STOCK EXCHANGE

NON-LISTED TRADING PLATFORM (OTC)

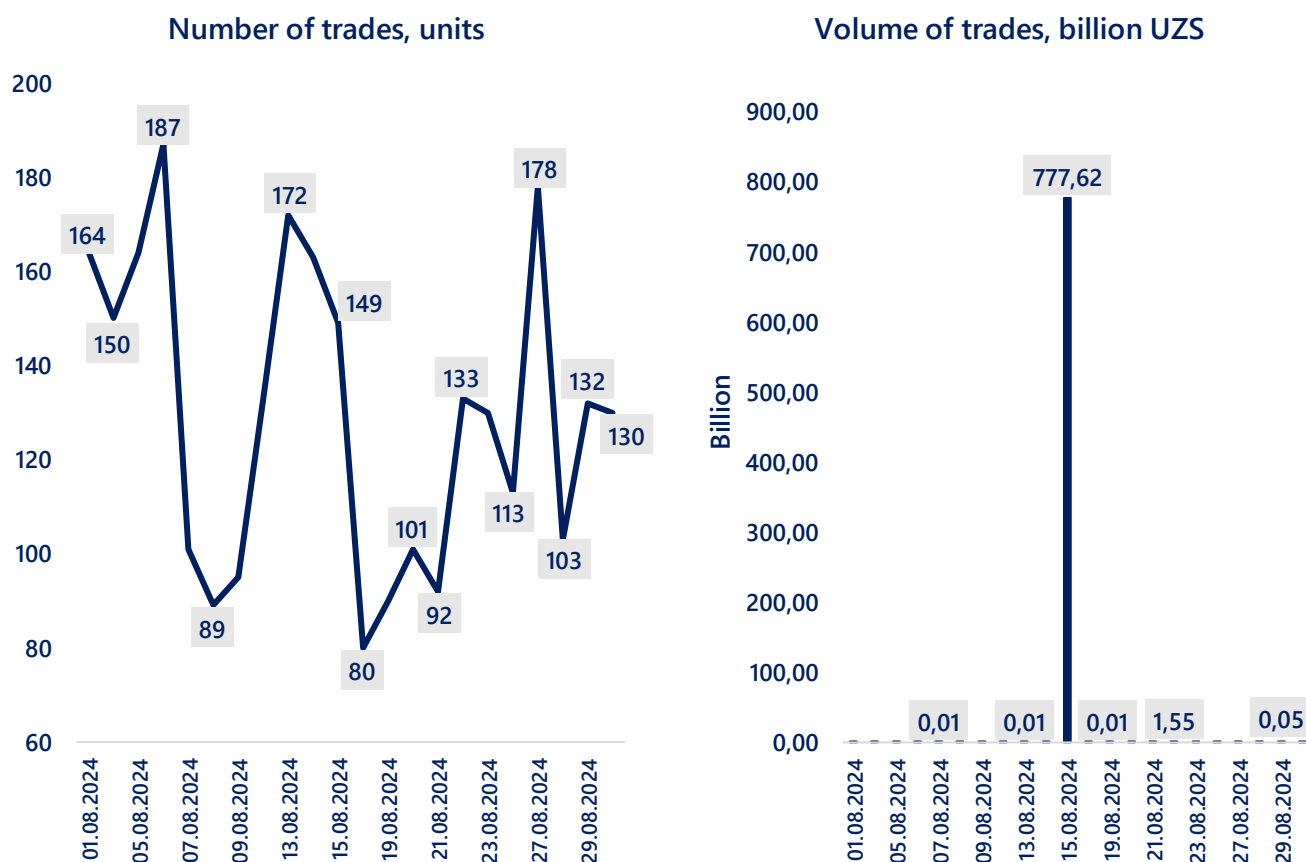
AUGUST

Overview of trading on OTC

In the period under review, 2 849 trades with 790,22 million securities of 71 issuers for a total of 780,24 billion UZS were recorded on the non-listed trading platforms of the RSE "Toshkent".

In daily terms, the largest number of trades was concluded on August 6 – 187 units; the smallest – on August 16 – 80 units. The largest volume of transactions was recorded on August 15, when the volume of transactions during the day amounted to more than 777,62 billion UZS.

The average daily number of transactions in August was 130 trades; the average daily volume of transactions was 35,47 billion UZS. Compared to the previous month, the average daily volume of transactions increased by 8,2 times despite a decrease in the average daily trades by 29 units.



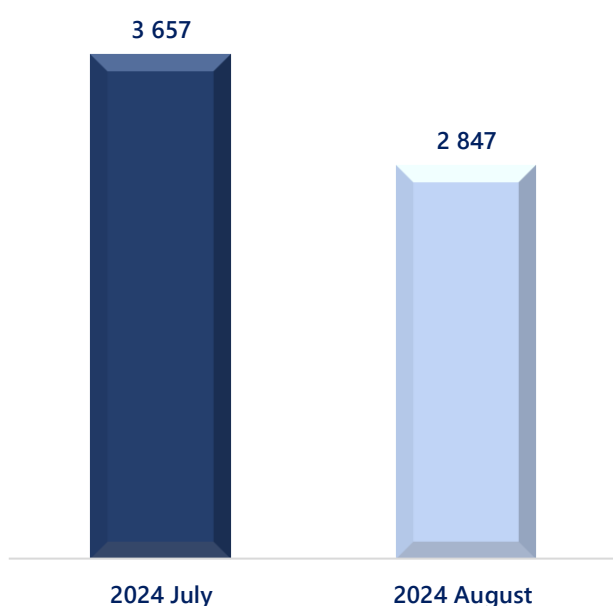
Overview of OTC market

On the non-listed trading platform of the “SME Stock” market in section G1- “Main Board”, 2 847 trades with shares of 69 issuers were recorded for a total of 2,63 billion UZS.

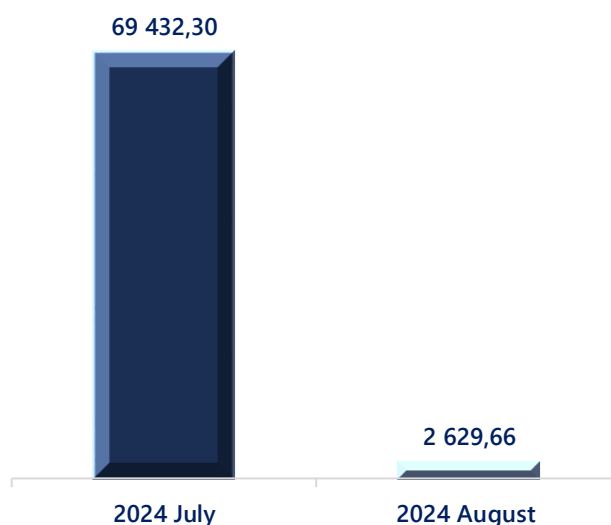
Market	Trading platform	Number of trades	Number of securities	Volume of trades, UZS
SME STOCK	Main Board	2 847	12 617 580	2 629 656 460,61
	FoP Board	1	777 603 232	777 603 232 000,00
SME BOND	Main Board	1	10	10 000 000,00
BCEFO		2 849	790 220 822	780 242 888 460,61

On the stock market in the “Main Board” and “FoP Board” sections, 2 848 trades were concluded for a total of 780,23 billion UZS, which is 99,99% of the total volume of the non-listed trading platform. In the section G1- “Main Board”, the largest volume was concluded with 5,82 thousand shares of JSC “OHANGARONSEMENT” /OOSM/ for a total amount of 2,28 billion. The trading price of the shares was 391 958,76 with a par value of 1 000,00 UZS per unit.

The number of trades in the Stock Market of the Main Board, units



The volume of trades in the Stock Market in the context of the Main Board platform, million UZS

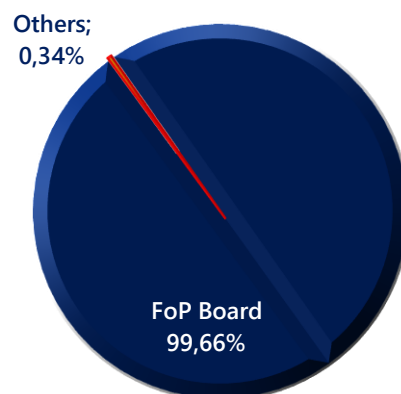


Stock Market "FoP Board"

In August 2024, in the section of the non-listing trading platform "FoP Board" 1 transaction was concluded in the amount of 777,60 billion UZS, which amounted to 99,66% of the total volume of non-listed trading platform.

August 15, 2024 on the "Stock Market" on the non-listed section "FoP Board" with securities of JSC "NBU INVEST GROUP" /A056870/ concluded a trade in the amount of 777,60 billion UZS, which is 99,66% of the total exchange volume of transactions. During the transaction, 777,60 million ordinary shares were sold, and the trading price was equal to the par value of 1 000,00 UZS per unit.

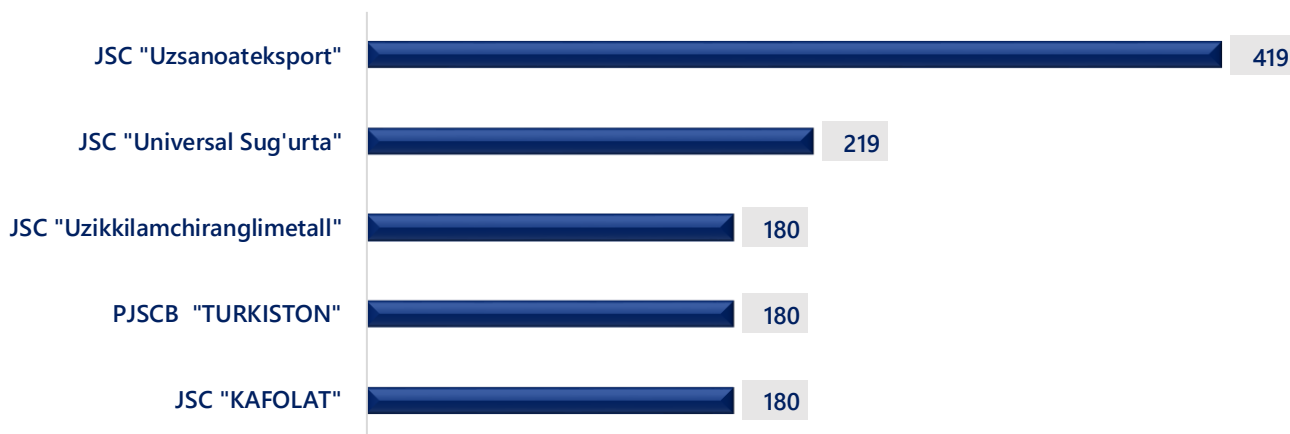
Share of the volume of transactions on "FoP Board" from the total volume of transactions, billion UZS



Top 5 "Main Board" shares on OTC

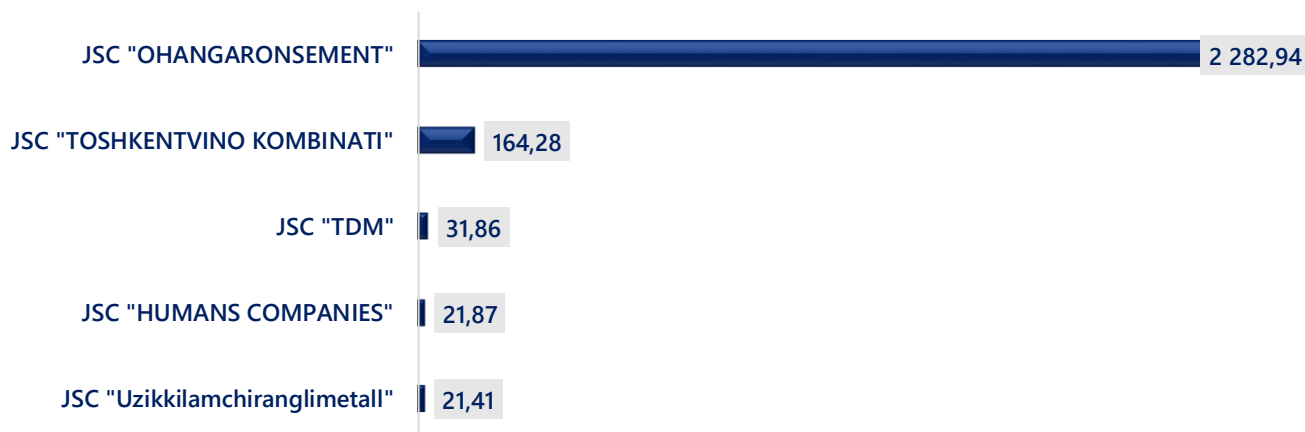
Top 5 stocks by number and volume of transactions concluded on the non-listed trading platform of the "SME Stock" market in section G1 – "Main Board".

Top 5 stocks by number of trades, units



The largest number of trades was concluded on shares of JSC "Uzsanoateksport" /A056290/, amounting to 419 units per month. With 219 trades, shares of JSC "Universal Sug'urta" /A055380/ occupy second place in the Top 5. The top 5 are completed by common shares of JSC "KAFOLAT" /OKFS/, with which 180 trades were recorded.

Top-5 stocks by volume of trades, million UZS



The largest volume of transactions was recorded with common shares of JSC "OHANGARONSEMENT" /OOSM/ for a total amount of 2,28 billion UZS. Next come JSC "TOSHKENTVINO KOMBINATI" /A028090/ and JSC "TDM" /A026980/, with whose common shares transactions were concluded for a total amount of 164,28 million UZS and 31,86 million UZS, respectively.